


Disassembly SMART-HEAVY-PAC [SHP]




1. Assembled SHP.



2. Remove lid.




3. If one or more divider shelves in the box are inserted, take them out. In addition open the flap door in front by pushing the flap door inwards and then pulling it upwards.



4. First pull the divider shelf on the rear wall upwards.



5. Unlock the first short sidewall from the long sidewalls and fold it down. The unlocking mechanisms are located inside of the box on the short sidewall.



6. Unlock the second short sidewall from the long sidewalls and fold it down. The unlocking mechanisms are located inside of the box on the short sidewall.



7. Fold down the first long sidewall.



8. Fold down the second long sidewall.



9. Place the lid.